



Matelassé

COLLECTION

SAMUEL & SONS



Stylistically patterns vary in degree of complexity and hue from a quilted diamond to a graphic duotone interlinked hexagon. Quilting techniques employ a variety of complex stitches on fine-gauge ground cloths with a triple fill between its layers.

Quilting produces a dimensional surface effect from which we are able to create pattern either through the line work of the stitches themselves or in the inverted unstitched areas of fully embroidered grounds.

Quinn Border is inspired by landscape architecture with its pattern composed of concentric hexagons. It uses a combination of chainette and satin stitches to render its geometry.



Quinn Border in Verdigris

The **Matelassé** collection takes a visionary approach in its synthesis of dimension and graphic patterning redefining the meaning of the geometric border.



*Milo Border
in Pacific Blue*



“Collaborating on innovation with the finest mills around the globe, Samuel & Sons is the first textile company to debut a collection of contemporary Matalessé borders.”

- Marisa Gutmacher
Executive Design Director

Clockwise:
Sheridan Border in Vapor and Coral,
Morgan Border in Purple Quartz and Wave, Colton Border in Porcini, Milo Border in Silver Sage, Harper Border in Soapstone, Quinn Border in Dune and Kyra Border in Fog.

Kyra Border consists of a graceful acanthus leaf and vine emerging from the unstitched areas of this border’s fully embroidered ground.

Harper Border is a lofty, quilted diamond border offered in Soapstone, Ink, Crimson and Steel.

Morgan Border is a linear series of asymmetrical zigzag in an ombré of color. It’s offered in Persimmon, Wave, Jade and Purple Quartz.

Sheridan Border is a chain of interlocking loops which arises from the unstitched areas of this border’s fully embroidered ground. Colors such as Coral, Green Tea and Vapor bring vitality to this elegant transitional pattern.



Milo Border in Silver Sage




Morgan Border in Zinc

Colton Border is a contemporary abstract multidirectional geometric pattern which draws inspiration from tessellations.

*Shown from left to right:
Colton Border in Iceberg and Porcini*

Matelassé Collection



BT-58046 2" (51mm)

Harper Border

Available in: Ink, Navy, Crimson, Steel, Soapstone



BT-58045 1.75" (44mm)

Morgan Border


Available in: Wave, Persimmon, Jade, Purple
Quartz, Zinc



BT-58047 2.25" (57mm)

Colton Border


Available in: Ink, Steel, Iceberg, midnight, Porcini



BT-58041 3.5" (9cm)

Sheridan Border

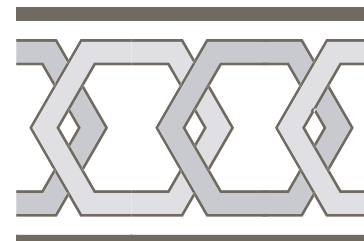
Available in: Vapor, Bisque, Ivory, Green
Tea, Coral, Charcoal



BT-58043 3" (8cm)

Quinn Border

Available in: Lead, Lacquer, Verdigris, Dune, Peacock



BT-58044 3.25" (8.3cm)

Milo Border

Available in: Currant, Marine, Pacific Blue, Silver
Sage, Matcha



BT-58042 1.5" (38mm)

Kyra Border

Available in: Fog, Bisque, Ivory